

OCTO - Datasheet

8 universe eDMX to LED pixel controller with network chaining in a compact 4-module DIN-rail form factor.



Features

ENTTEC's OCTO is a robust and reliable installation grade LED controller engineered to take any architectural, commercial or entertainment project to the next level.

With 8 universes of eDMX to pixel protocol conversion and network chaining between devices, the OCTO allows for fast deployment of LED strips and pixel dot systems with compatibility with over 20 protocols.



The OCTO is packed with installer-friendly features such as an identify button to check correct wiring, temperature monitoring, a wide input voltage range (4-60v) and intuitive configuration and management through its localhost web interface. All contained within a slim electrically isolated 4 DIN form factor.

Its inbuilt Fx engine allows users to edit and create presets, using the OCTO's web interface that can be configured to run standalone at power up without a DMX source.

- Two * 4-universe pixel outputs with Data and Clock support.
- Support for up to 8 universes of ArtNet, sACN, KiNet and ESP.
- Easily extendable network - daisy chain ethernet connection through multiple devices.
- DHCP or Static IP address support.
- Multiple pixel protocols supported, see: www.enttec.com/support/supported-led-pixel-protocols/.
- Surface or TS35 DIN rail mounting option.
- Intuitive device configuration and updates through the inbuilt web interface.
- Test/Reset button allows installers to quickly check wiring is correct without requiring a network connection.
- Simple Fx generator mode to create and execute preset effects on the fly, configurable to play from power up.
- Grouping functionality to reduce input channel count.

Specifications

Connectors	2* RJ 45 network port	
	2* 4 Pin output phoenix	
	1* 2 Pin power input phoenix	
eDMX data input protocols	Art-Net	
	sACN	
	KiNet	
	ESP	
Pixel output protocols	Compatible with synchronous and Asynchronous pixel protocols. For the latest list please refer to the support page: www.enttec.com/support/supported-led-pixel-protocols/ .	
Maximum eDMX -> pixel conversion per device	2048 channels	
Max. pixels controllable per device	RGB	1360 (680 per port)
	RGBW	1024 (512 per port)
Max. output refresh rate	46 frames per second (fps)	
Network speed	10/100Base-T	
Network discovery	Discovered through ENTTEC's NMU software	
Network configuration	Static (Default 192.168.0.10) / DHCP	
Integrated network switch	Yes	
Recommended network device quantity per chain	Chains of up to 8 devices give optimum synchronization between outputs	
Identify / Reset button	Yes	
LED indicators	Forward facing LED indicator	
	Network link / activity (integrated into RJ45 connectors)	
Configurable pixel color ordering.	Yes	
Creation of effects and presets on the device.	Yes	
Play preset upon startup	Yes	
Firmware updates	Upgradable via web interface	
Input voltage	4-60V DC	
Max. power draw	5W	
Max. heat dissipation	4.5 W	
Operating temperature	-20°C to +50°C	
Operating humidity	5- 95% (non-condensing)	
IP rating	IP20	
Body material	ABS plastic	
Mounting options	Surface mount	
	TS35 DIN Rail mount	
Dimensions	100.5 * 72.25 * 34mm	
Weight	0.11 kg	
Packaging Dimensions	160 * 140 * 40mm	
Shipped Weight	0.18 kg	
Warranty	3 year return to base manufacturer warranty	

Connecting the OCTO

When wiring the OCTO, ENTTEC recommends the use of cable ferrules to ensure a reliable electrical connection.

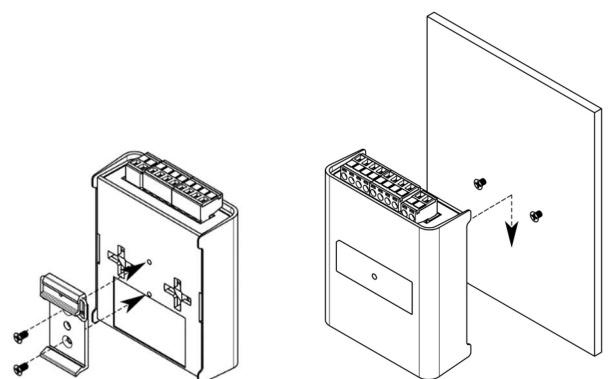
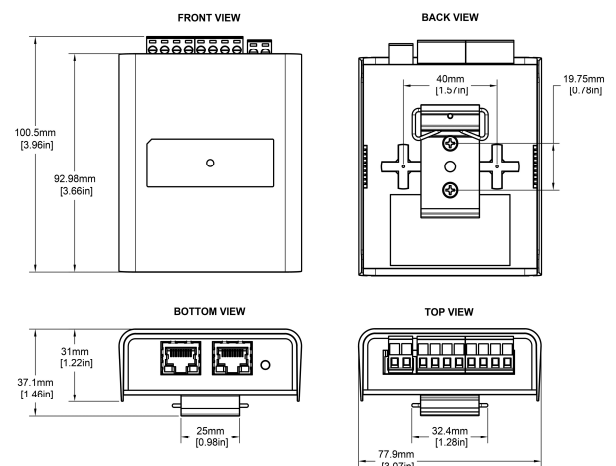
Pixel Data is unidirectional. Ensure that your OCTO is connected to your pixel dots in a way or tape in a way that ensures data is flowing from the OCTO to the 'Data IN' connection of your pixels.

The maximum recommended cable distance between the OCTO's data output and first pixel is 3m (9.84ft). ENTTEC advises against running data cabling close to sources of electromagnetic interference (EMF) i.e. mains power cabling / air conditioning units.

The shorter the cabling between the octo and first pixel the better.

Network cabling should be terminated with an RJ45 connector in accordance with the T-568B standard.


Mechanical



Certification



Phoenix pinout



Please refer to the OCTO User Guide for wiring diagrams & Installation guidance.

Always refer to this product’s safety notes before handling or specifying it on your project.

Ordering information

Product	SKU
OCTO	71521

Visit www.enttec.com to browse compatible pixel products and control system components. For any sales requests, OEM enquiries or to give product feedback contact our team at sales@enttec.com.

enttec.com

MELBOURNE AUS / LONDON UK / RALEIGH-DURHAM USA

Due to constant innovation, information within this document is subject to change anytime.